

Actuator RE1001



RE1001 is a powerful and quiet inline actuator designed for rehabilitation products, but can be used also in other applications, demanding the smallest overall dimensions and linear design. The RE1001 is perfect for powered leg-rests.

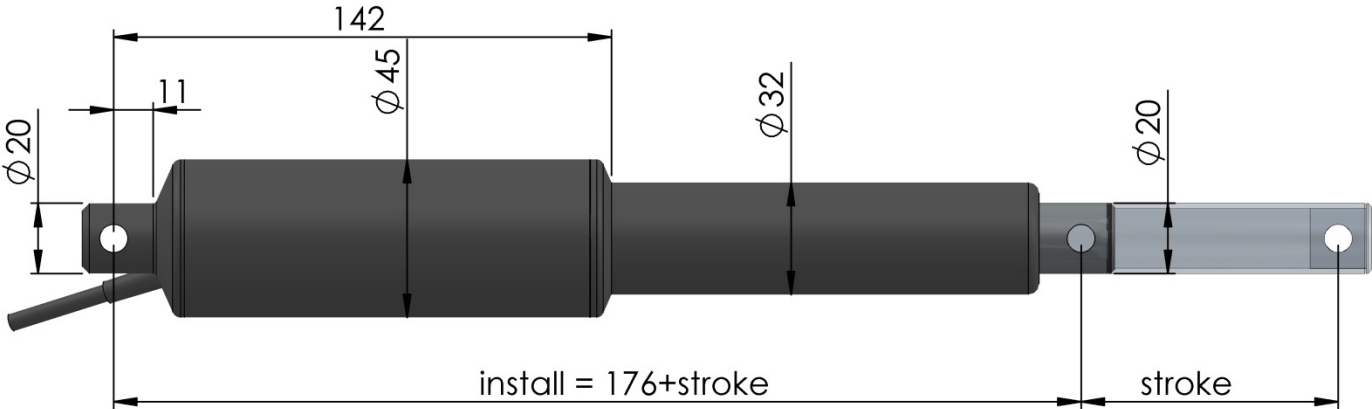
Standard features

Max push force	300N – 1500N
Max pull force	300N – 1500N
Max speed (full load)	3,0 – 16,5 mm/s
Max speed (no load)	5,0 – 33,0 mm/s
Min built in length	176mm + stroke
Stroke lengths (mm)	50, 100, 150
IP-class	IPX4
Current consumption (full load)	0,9 – 3,3 A
Current consumption (no load)	0,1A – 0,5A
Feedback & switches	-
Motor	24VDC strong, 24VDC fast, 12VDC
Mounting brackets	cyl 10/12mm, fork 10mm
Connection	Cable 0,5m 2x0,5mm ² (stripped ends)
Operating temperature	+5° to +40°C
Storage temperature	-40° to +70°C
Housing	Aluminum
Piston	Stainless steel
Color	Black
Duty cycle	10%, max 2 min at continuous use followed by an 18 min rest

Options

Stroke lengths (mm)	Customizable
Protection class	IPX4
Mounting brackets	Customizable
Connection & Cables	Customizable
Color	Customizable
Feedback & switches	Hall sensor feedback, 1 or 2 channels Reed switch

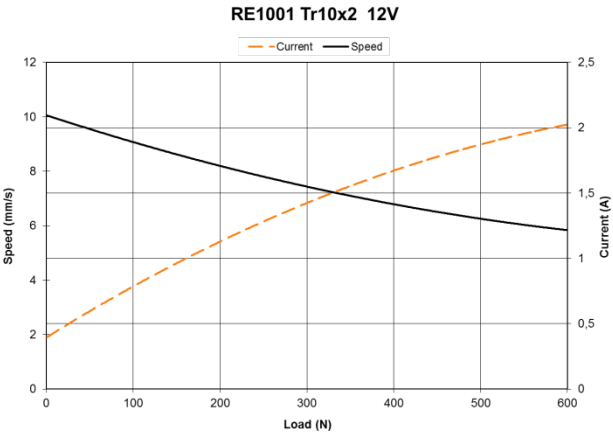
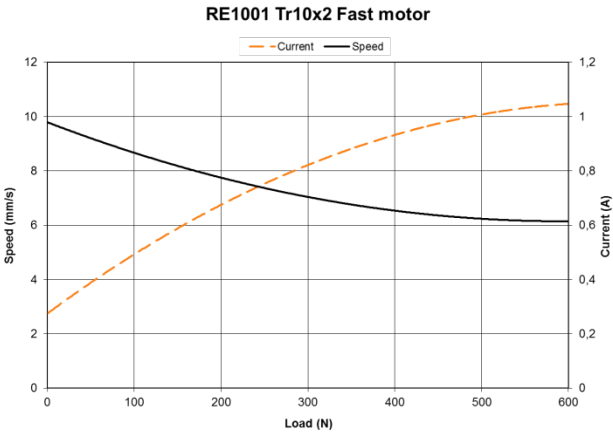
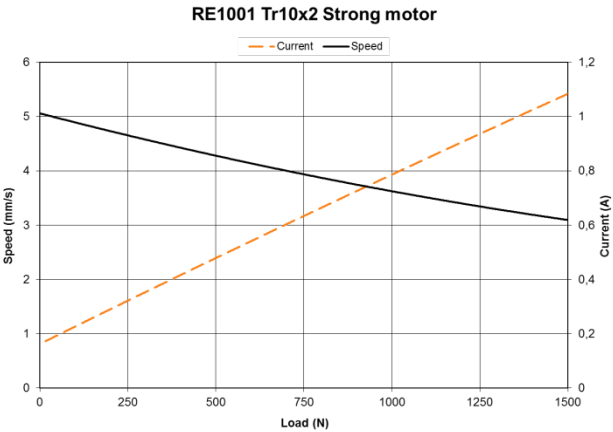
Dimensions



Performance, pitch 2mm

Chart showing force, speed and current for RE1001 with 2 mm pitch.

Pitch [mm]	Max push force [N]	Max pull force [N]	Max self-locking push [N]	Speed at no/max force [mm/s]	Current consumption at no/max force [A]	DC motor [type]
2	1500	1500	1500	5,0 / 3,0	0,15 / 1,1	Strong
2	600	600	600	10,0 / 6,0	0,2 / 1,1	Fast
2	600	600	600	10,0 / 5,9	0,3 / 2,1	12V



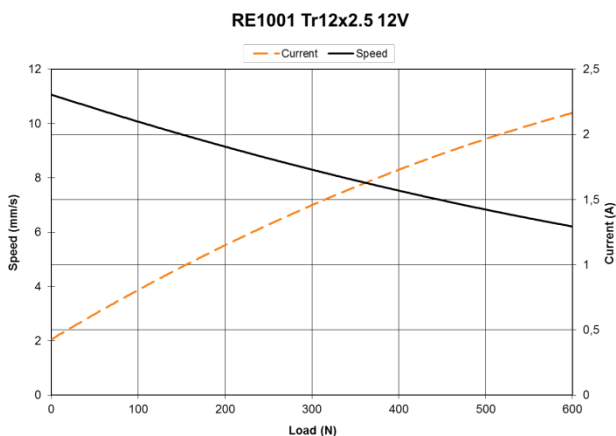
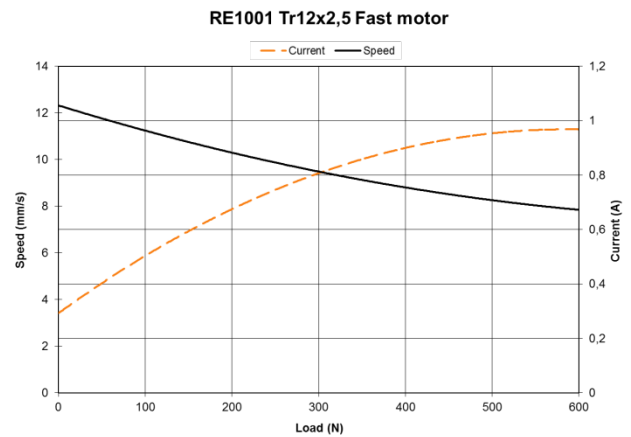
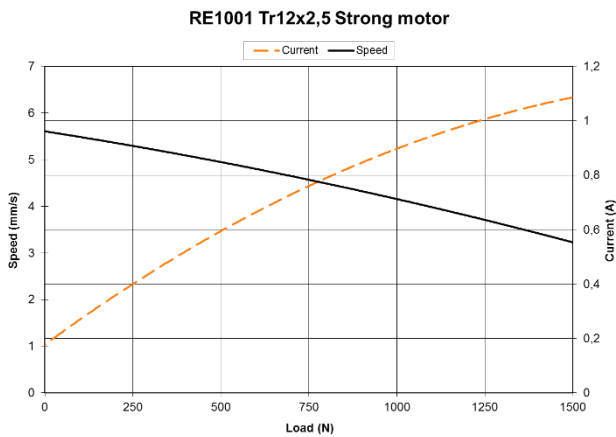
Charts show average figures for 24V actuator using stabilized power supply. All figures with ambient temperature of 20°C. Accuracy: ±5

Actuator RE1001

Performance, pitch 2,5mm

Chart showing force, speed and current for RE1001 with 2,5 mm pitch.

Pitch [mm]	Max push force [N]	Max pull force [N]	Max self-locking push [N]	Speed at no/max force [mm/s]	Current consumption at no/max force [A]	DC motor [type]
2,5	1500	1500	1500	5,5 / 3,0	0,12 / 1,1	Strong
2,5	600	600	600	12,5 / 7,5	0,2 / 1,0	Fast
2,5	600	600	600	11,0 / 6,3	0,3 / 2,2	12V

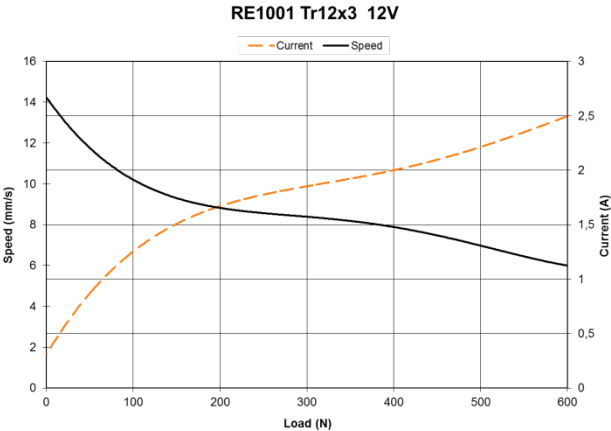
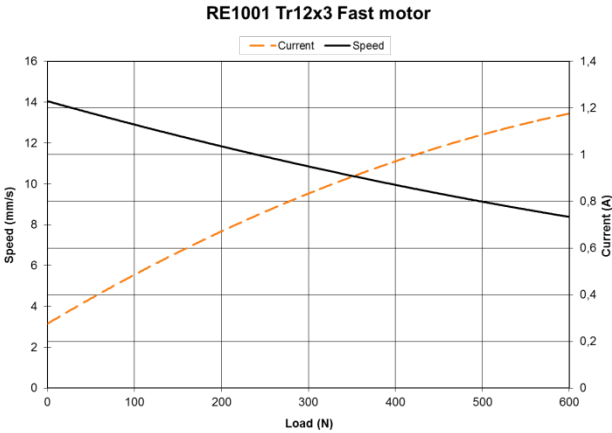
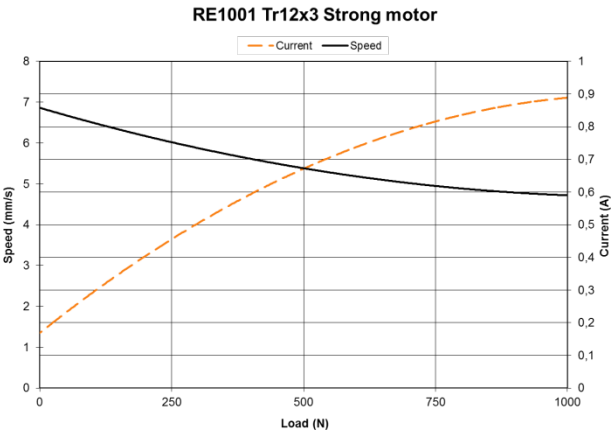


Charts show average figures for 24V actuator using stabilized power supply. All figures with ambient temperature of 20°C. Accuracy: ±5

Performance, pitch 3mm

Chart showing force, speed and current for RE1001 with 3 mm pitch.

Pitch [mm]	Max push force [N]	Max pull force [N]	Max self-locking push [N]	Speed at no/max force [mm/s]	Current consumption at no/max force [A]	DC motor [type]
3	1000	1000	1000	6,5 / 4,6	0,15 / 0,9	Strong
3	600	600	600	14 / 8,3	0,2 / 1,2	Fast
3	600	600	600	14 / 6,0	0,3 / 2,5	12V



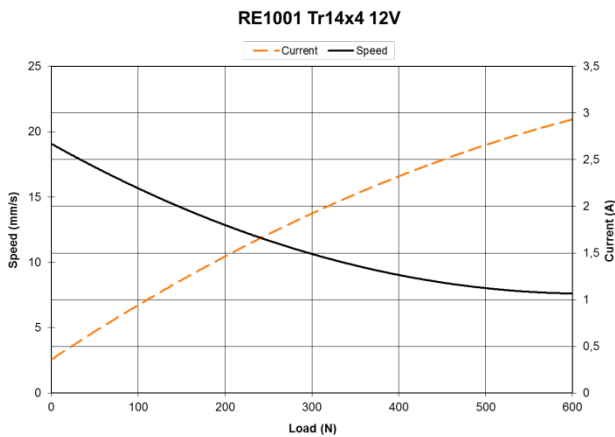
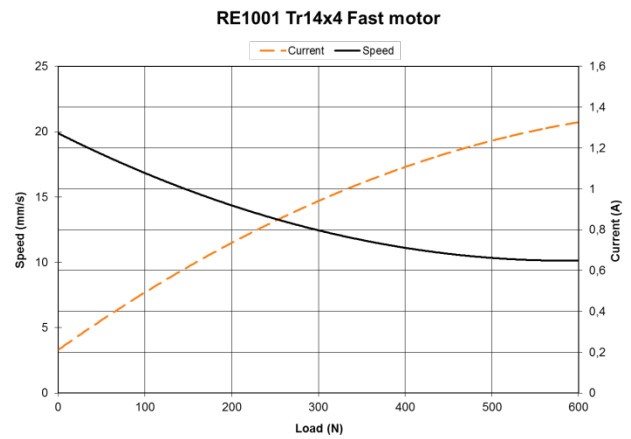
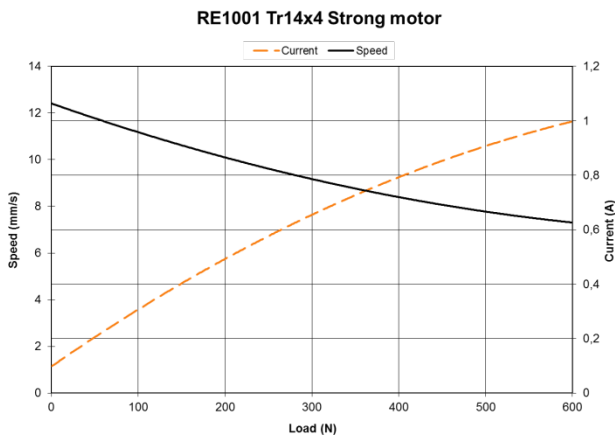
Charts show average figures for 24V actuator using stabilized power supply. All figures with ambient temperature of 20°C. Accuracy: ±5

Actuator RE1001

Performance, pitch 4mm

Chart showing force, speed and current for RE1001 with 4 mm pitch.

Pitch [mm]	Max push force [N]	Max pull force [N]	Max self-locking push [N]	Speed at no/max force [mm/s]	Current consumption at no/max force [A]	DC motor [type]
4	600	600	1000	12,5 / 7,2	0,1 / 1,0	Strong
4	600	600	600	20,0 / 10,0	0,2 / 1,4	Fast
4	600	600	600	20,0 / 7,2	0,2 / 3,0	12V

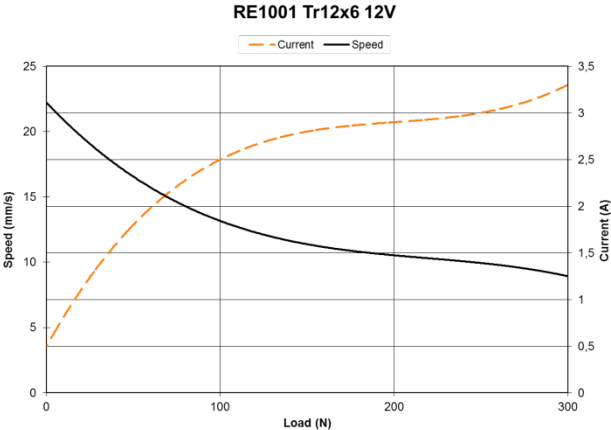
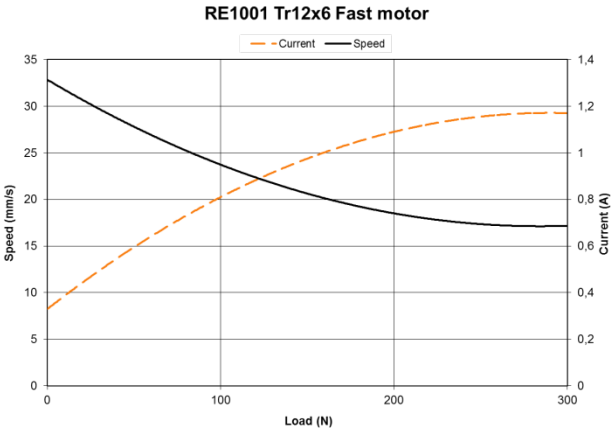
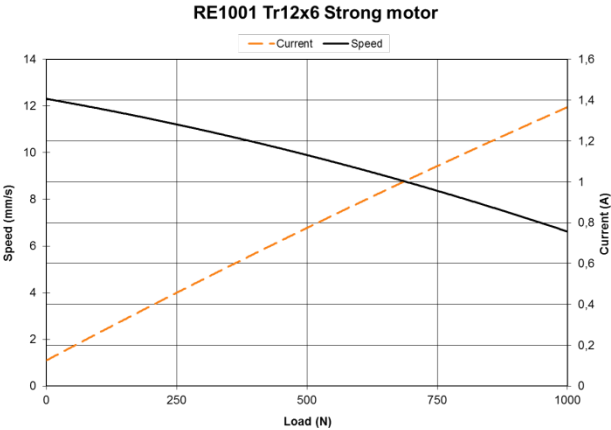


Charts show average figures for 24V actuator using stabilized power supply. All figures with ambient temperature of 20°C. Accuracy: ±5

Performance, pitch 6mm

Chart showing force, speed and current for RE1001 with 6 mm pitch.

Pitch [mm]	Max push force [N]	Max pull force [N]	Max self-locking push [N]	Speed at no/max force [mm/s]	Current consumption at no/max force [A]	DC motor [type]
6	1000	1000	1000	12,2 / 6,5	0,1 / 1,4	Strong
6	300	300	300	33,0 / 16,5	0,3 / 1,2	Fast
6	300	300	300	22,0 / 9,0	0,5 / 3,3	12V



Charts show average figures for 24V actuator using stabilized power supply. All figures with ambient temperature of 20°C. Accuracy: ±5

Actuator **RE1001**

© REAC, September 2021, Issue 2.0

REAC is continuously developing our products and can make changes without prior notice. Therefore we can't guarantee that the information stated on our webpage or in our written material always is up to date, nor can we take responsibility for any misinterpretation of our written context. Technical specification might change due to load and external circumstances. REAC products shall be tested in its intended application before use.

REAC AB
J A Wettergrens gata 7
421 30 Västra Frölunda, Sweden

REAC Poland Sp. z o.o
Metalowców 10
97-300 Piotrków Trybunalski, Poland

www.reac-group.com
E-mail: info@reac.se
Phone: +46 532 78 50 00